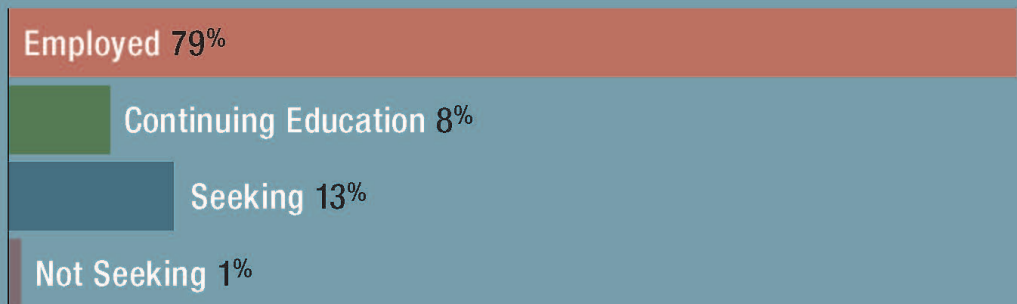


# GRADUATE 2014 POSTGRADUATE OUTCOMES SUMMARY

## Where do DePaul students go after graduation?

### Career Outcomes Rate Master's Degree Recipients

88%



### Knowledge Rate

71%

The Class of 2014 was surveyed about their post-graduation destinations at graduation and six months after degree completion. Data are also gathered from public record via LinkedIn. The knowledge rate is calculated using the sum of the various ways this data is collected.

### Employment Details

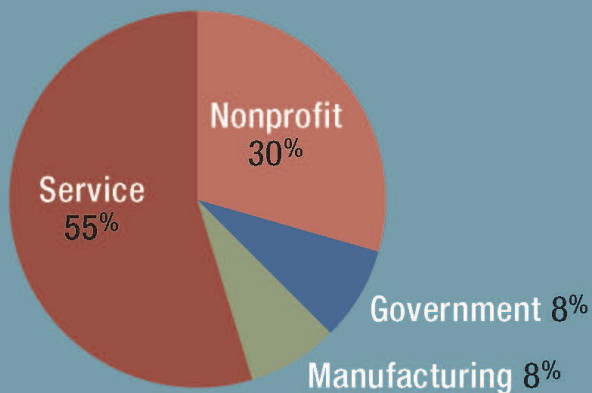
93%

of master's degree recipients in full-time roles are in a job related to their degree


16%

of employed graduates are in entrepreneurial, contract, or freelance roles

### Employment by Industry Sector



### Career Outcomes by College



### Median Salary

